


CAUTION

1. Do not punch non paper materials like leather, cloth, vinyl, metal, etc. because it may damage the punching blades.
2. Punching capacity is up to 30 sheets of paper. Do not punch more than that.
3. Too much confetti may cause malfunction of the eyelet punch. Therefore, please empty the receptacle regularly.

SPECIFICATIONS

Punching Capacity	3.00 mm
Punching Distance	80 mm
Punching Dia	6.00 mm
4 hole Punching	80x80x80 mm
Weight	1180 Gms.

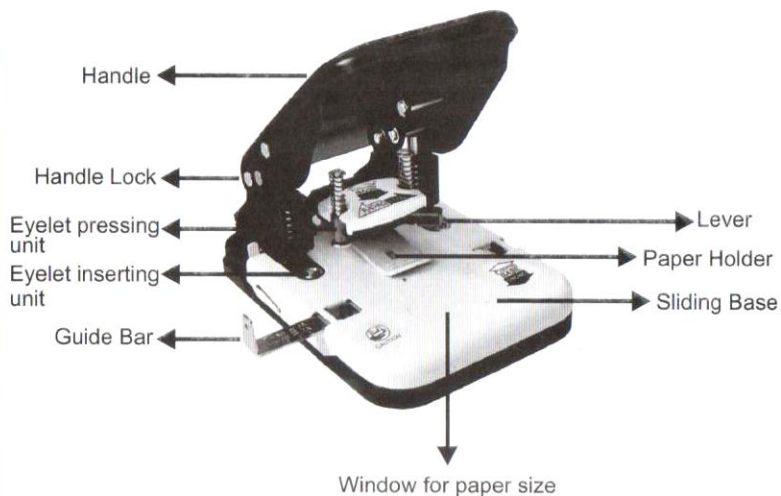
Eyelet Binder Punch BP-30




OPERATING INSTRUCTIONS

Eyelet Binder Punch BP-30

Operating instructions



Operation



- **Release Handle Lock**

Press the handle down slightly and release the lock by pushing the lock left side down ward.

- **Paper Setting & Punching**

Insert papers under the paper holder up to punching position and push down handle to punch.

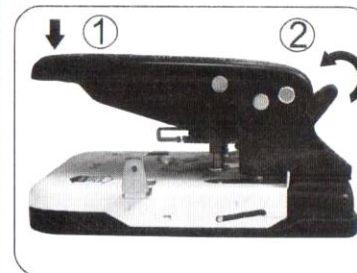
- **Eyelet Setting**

- Pull the sliding base towards yourself until the moveable base stops. Put the eyelets into the holes.

- **Binding**

- Turn the lever in the eyelet pressing unit to the binding side and push down the handle until it stops. Return the lever to the punching side.

LOCKING INSTRUCTIONS



1. Press the handle down.
2. Turn the lock upward.
3. Slide the lock right hand side to lock the punch.
4. Release the handle smoothly while holding the lock.